

# Dairy Production Extra

## Westward No: Central Region's 2008 Share Of US Cheese Production Rose As West's Cheese Output Fell

After years of growth and increasing its share of national production, the West region last year recorded a rare decline in cheese production and also saw its share of national cheese output decline.

US cheese production last year was a record 9.935 billion, up 1.6 percent, or 234 million pounds, from 2007, according to Dairy Products 2008 Summary, which was released late last week by USDA's National Agricultural Statistics Service (NASS).

There were 448 plants producing cheese in the US last year, one more than in 2007. That 2007 figure of 447 cheese plants represents an upward revision; a year ago, NASS reported that there were 434 plants producing cheese in the US in 2007.

### West's Cheese Production

#### Expansion Halted, For Now

When NASS first started breaking out cheese production by region, in 1991, the West's share of national output was 19.8 percent, and the

region's total production was under 1.2 billion pounds.

By 2007, the West's cheese production had climbed to almost 4.3 billion pounds, and its share of national output had risen to 43.8 percent. The West's cheese production increased every year from 1991 through 2007.

But in 2008, the West's cheese production declined. The region's cheese output last year was 4.194 billion pounds, down 2.0 percent, or 87.1 million pounds, from 2007. The West's share of national cheese production slipped last year to 42.2 percent, down from 43.8 percent in 2007, 44.0 percent in 2006, 35.5 percent in 2000 and 26.5 percent in 1995.

There were 95 plants producing cheese in the West region last year, three fewer than in 2007.

Cheese production in the Central region last year, meanwhile reached a record high 4.352 billion pounds, up 6.6 percent, or 270.7 million pounds, from 2007.

The Central region's share of US cheese production last year was 43.8 percent, up from 41.7 percent in 2007, 42.3 percent in 2006, 48.4 percent in 2000 and 64.9 percent in 1991.

There were 220 plants producing cheese in the Central region last year, two fewer than in 2007.

Cheese production in the Atlantic region last year totaled 1.388 billion pounds, down 1.8 percent from 2007. The Atlantic region's share of national cheese production last year was 14.0 percent, down from 14.5 percent in 2007, 13.6 percent in 2006, 16.0 percent in 2000 and 15.3 percent in 1991.

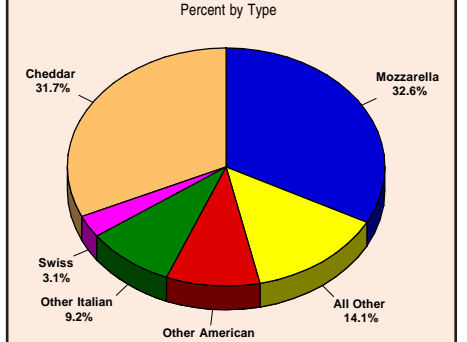
There were 133 plants producing cheese in the Atlantic region last year, six more than in 2007.

### Wisconsin, California Moving In Opposite Directions

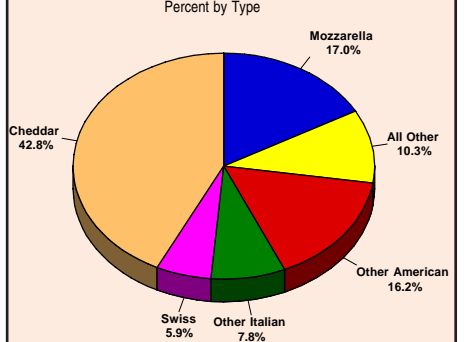
Cheese production in the two leading states, Wisconsin and California, moved in opposite directions last

## Market Indicators

2008 Cheese Production



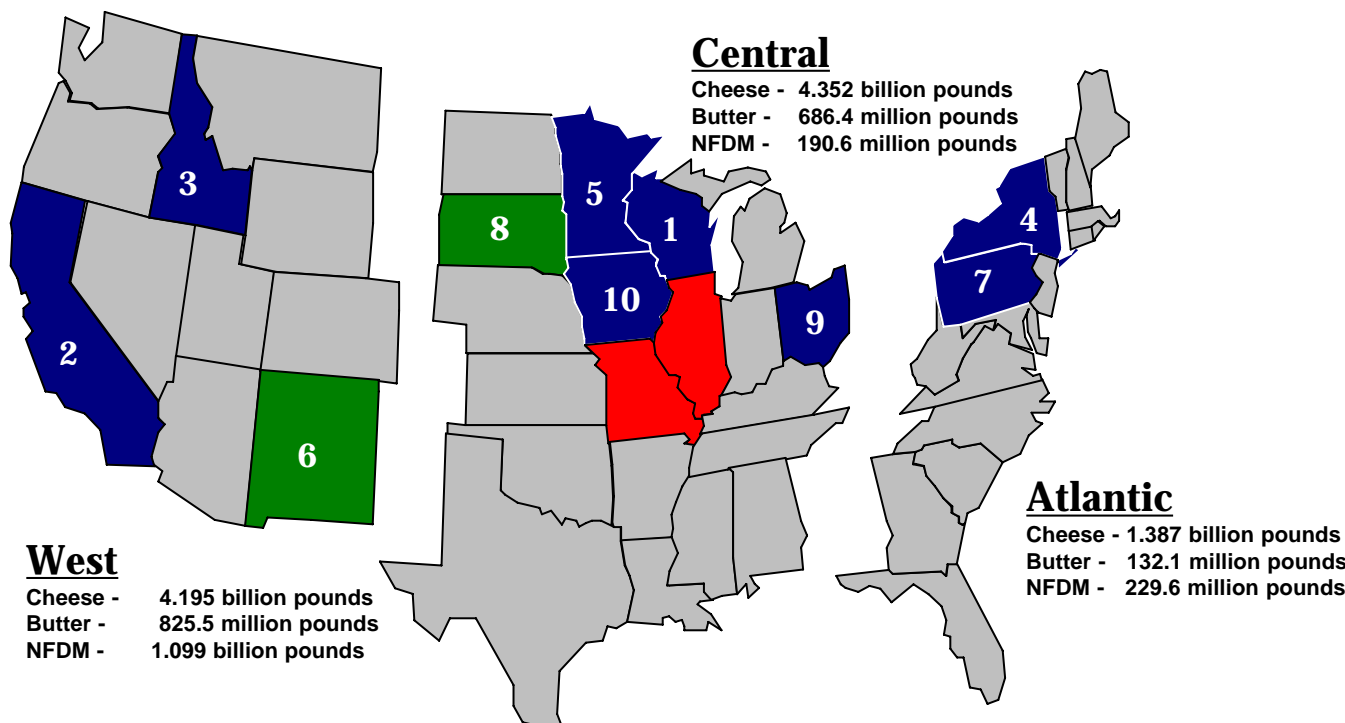
1978 Cheese Production



## U.S. Geographic Regions

### 2008 Production of Selected Products Top 10 Cheese States - 2008

Top 10 Cheese States - 1978 Top 10 Cheese States - 2007 & 1977



year, and the gap between cheese output in the two states, which had been narrowing for years, widened considerably.

Wisconsin's cheese production last year was a record high 2.524 billion pounds, up 2.5 percent, or 62.0 million pounds, from 2007. Wisconsin's cheese production has now set new records for seven consecutive years; the last time the state's output declined was in 2001.

Wisconsin's share of US cheese production last year was 25.4 percent, up from 25.2 percent in 2007 but down from 25.8 percent in 2006, 26.6 percent in 2000, 31.5 percent in 1990 and 43 percent in 1970.

There were 127 plants producing cheese in Wisconsin last year, one more than in 2007.

Meanwhile, California's 2008 cheese production totaled 2.113 billion pounds, down 7.6 percent, or 174 million pounds, from 2007's record output.

The NASS cheese production database for California shows that last

# Italian Cheese Production Posts First Decline Since 1993

## Output Increases in Central Region, Down in West, Atlantic Regions

There are no guarantees in the cheese industry, but one thing that comes close is that Italian cheese production increases every year.

But last year was a rare exception. Italian cheese production totaled 4.158 billion pounds, down 1.0 percent, or 40.8 million pounds, from 2007's record output.

That did mark the second straight year that Italian cheese output topped the 4.0 billion pound mark, but it was also the first time since 1993 that Italian cheese production declined.

NASS has been tracking Italian cheese production since 1950. In that time, output has declined just three times: in 1951, when production of 57.2 million pounds was down 4.5 million pounds from 1950; in 1993, when output of 2.495 billion pounds was down 14.1 million pounds from 1992; and last year.

Still, Italian cheese production last year exceeded American cheese production for the third straight year. Italian cheeses accounted for 41.9

percent of total US cheese production last year, down from 42.9 percent in 2007 but still higher than the 41.0 percent share held by American cheeses.

There were 157 cheese plants producing Italian cheese in the US last year, one fewer than in 2007.

### West Still Leads Production

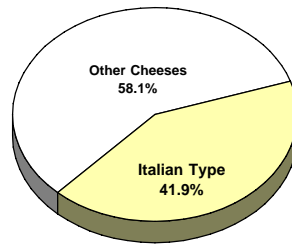
Italian cheese production in the West region last year totaled 1.775 billion pounds, down 3.4 percent from 2007. The West's share of US Italian cheese output was 42.7 percent in 2008, down from 43.8 percent in 2007 but up from 34.6 percent in 2000 and 20.1 percent in 1991.

There were 36 plants in the West producing Italian cheese last year, one fewer than in 2007.

The Central region's 2008 Italian cheese production totaled 1.603 billion pounds, up 3.0 percent from 2007. The Central region's share of national output was 38.5 percent last year, up from 37.1 percent in 2007 and 37.8 percent in 2006 but down from 55.5 percent in 1991.

There were 77 plants producing Italian cheese in the Central region last year, two more than in 2007.

Italian - Type Cheese Production - 2008



State	Output	Percent Change	2008 Share	2007 Share
California	1.224 billion	-3.5%	29.4%	30.2%
Wisconsin	1.172 billion	0.5%	28.2%	27.8%
New York	384.9 million	-1.3%	9.3%	9.3%
Pennsylvania	251.2 million	-0.6%	6.0%	6.0%

Variety	Output	Percent Change for 2007
Mozzarella	3.239 billion	-2.7%
Provolone	330.8 billion	0.8%
Ricotta	256.5 million	-3.9%
Parmesan	216 million	25.5%
Romano	66 million	20.4%
Other Hard	36 million	1.9%
Other Soft	13.3 million	13.3%

The Atlantic region's Italian cheese production last year totaled 780.4 million pounds, down 3.0 percent from 2007. The Atlantic's share of national production last year was 18.8 percent, down from 19.2 percent in 2007, up from 18.6 percent in 2006 but down from 24.2 percent in 1991.

There were 44 plants producing Italian cheese in the Atlantic region last year, two fewer than in 2007.

### California's Output, Share Fall

Italian cheese production in California last year totaled 1.224 billion pounds, down 3.5 percent from 2007. California's Italian cheese output has topped the 1.0 billion pound mark for four straight years.

California's 2008 share of national Italian cheese production was 29.4 percent, down from 30.2 percent in 2007 and 29.8 percent in 2006, but up from 22.1 percent in 2000 and 15.7 percent in 1990.

There were 26 plants producing Italian cheese in California last year, unchanged from 2007.

Wisconsin's Italian cheese production in 2008 totaled a record high 1.172 billion pounds, up 0.5 percent from 2007. Last year was the sixth straight year that Wisconsin's Italian cheese output topped 1.0 billion pounds.

Wisconsin's share of US Italian cheese production was 28.2 percent

last year, up from 27.8 percent in 2007, down from 29.2 percent in 2006, up from 27.8 percent in 2000 but down from 32.3 percent in 1990.

There were 55 plants producing Italian cheese in Wisconsin last year, two more than in 2007.

New York's 2008 Italian cheese production totaled 384.9 million pounds, down 1.3 percent from 2007. New York's share of national output was 9.3 percent last year, unchanged from 2007, down from 9.6 percent in 2006 and 12.7 percent in 2000 but up from 8.9 percent in 1990.

There were 15 plants producing Italian cheese in New York last year, three fewer than in 2007.

Pennsylvania's production of Italian cheese last year totaled 251.2 million pounds, down 0.6 percent from 2007. Pennsylvania's share of US production was 6.0 percent last year, unchanged from 2007 but down from 6.2 percent in 2006 and 8.0 percent in 2000.

There were 12 plants producing Italian cheese in Pennsylvania last year, unchanged from 2007.

Two states whose 2007 Italian cheese production totals were published didn't have their 2008 totals published.

Those states, and their 2007 output, were: Idaho, 138.1 million pounds; and South Dakota, 117.1 million pounds. r

## Sour Cream Production Dipped In 2008

US production of sour cream last year totaled 1.127 billion pounds, down 0.7 percent from 2007.

There were 107 plants producing sour cream in the US last year, four more than in 2007.

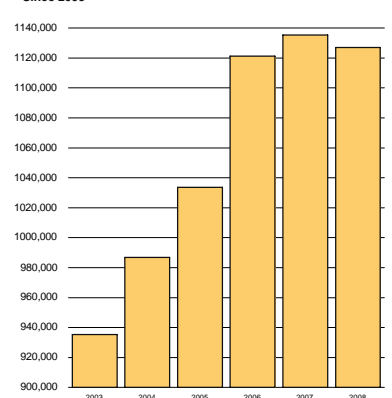
The NASS has been tracking sour cream production just since 2003, when output was 935.4 million pounds. Last year was the first time production declined in that period.

Two states produced more than 100 million pounds of sour cream last year. Their production, with comparisons to 2007, was as follows: New York, 241.3 million pounds, down 5.8

percent; and California, 168.3 million pounds, down 16.4 percent.

The Central region produces just over half of all the sour cream produced in the US. r

Sour Cream Production Since 2003



## JOHNSON INDUSTRIES INTERNATIONAL

Your Global Cheese Making and Processing Equipment Resource

# Cheese Cutting Systems



Random or Exact Weight  
One, Two, or Three-Way Cutting  
Low, Medium, & High Production  
640's/500/200/100/40/20/5/ Rounds / Cubes & Sticks



Custom Applications  
Manual to Fully Automated Lines

Fully Engineered and Integrated Cutting Systems



6391 LAKE RD, WINDSOR, WI 53598, 608.846.4499  
WWW.JOHNSONINDINT.COM

# Mozzarella Production, Share Declined In 2008; West's Output Fell But Region's Share Tops 50%

Mozzarella is still the leading cheese variety produced in the US, but Mozz production declined in 2008 and its share of total cheese output also fell.

Mozzarella production last year totaled 3.239 billion pounds, down 2.7 percent from 2007's record output and just the fourth time Mozz output declined since 1973 (when USDA's National Agricultural Statistics Service first started publishing Mozzarella production figures). The other years were 1981, 1993 and 1997.

Mozzarella accounted for 32.6 percent of total US cheese production last year, down from 34.1 percent in 2007 but up from 31.9 percent in 2000 and 28.6 percent in 1990.

There were 114 plants producing Mozzarella in the US last year, five fewer than in 2007.

## Output Down In All Regions

Mozzarella production in the West region last year totaled 1.625 billion pounds, down 2.9 percent from 2007.

Despite that decline, the West's share of national Mozz output remained above 50 percent, at 50.2 percent, down from 50.3 percent in 2007 but up from 50.1 percent in 2006, 39.4 percent in 2000 and 22.8 percent in 1991.

There were 26 plants producing Mozzarella in the West last year, five fewer than in 2007.

The Central region's 2008 Mozzarella production totaled 1.118 billion pounds, down 2.7 percent from 2007.

The Central's share of US Mozz output was 34.5 percent last year, unchanged from 2007 but down from 34.9 percent in 2006 and 57.2 percent in 1991.

There were 58 plants producing Mozzarella in the Central region last year, two more than in 2007.

The Atlantic region's Mozzarella production last year totaled 496.3 million pounds, down 2.2 percent from 2007.

The Atlantic's share of US Mozz production last year was 15.3 percent, up from 15.2 percent in 2007 and 15.0 percent in 2006 but down from 20.0 percent in 1991.

There were 26 plants in the Atlantic region producing Mozzarella last year, five fewer than in 2007.

## New York's Production Rises

California's 2008 Mozzarella production totaled 1.106 billion pounds, down 2.8 percent from 2007.

Despite that decline, California's Mozz output has now topped 1.0 billion pounds for three straight years, and California remains the only state to have produced more than a billion

pounds of a single cheese variety in one year.

California's share of US Mozz production last year was 34.1 percent, unchanged from 2007 and up from 33.6 percent in 2006, 24.1 percent in 2000, 18.4 percent in 1990 and 15.4 percent in 1980.

There were 22 plants producing Mozzarella in California last year, two fewer than in 2007.

Wisconsin's 2008 Mozzarella production totaled 825.9 million pounds, down 3.2 percent from 2007. Wisconsin's share of national Mozz output was 25.5 percent last

year, down from 25.6 percent in 2007, 26.9 percent in 2006, 25.9 percent in 2000, 32.3 percent in 1990 and 29.4 percent in 1980.

There were 42 plants producing Mozzarella in Wisconsin last year, two more than in 2007.

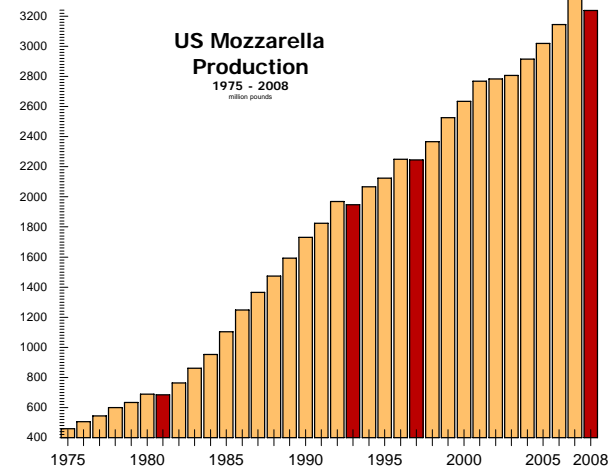
New York's Mozzarella production last year totaled 200.4 million pounds, up 1.2 percent from 2007. New York's share of US

Mozz output last year was 6.2 percent, up from 5.9 percent in 2007.

There were 12 plants producing Mozzarella in New York last year, two fewer than in 2007.

Pennsylvania's Mozzarella production is no longer published. In 2007, Pennsylvania had

ranked third, behind California and Wisconsin, with output of 218.2 million pounds. r



## THIS COULD BE THE START

We believe in supplying solutions for cheese and whey production, not just outstanding machinery, so we see each project as a beginning – of our total commitment to enabling you to run trouble-free. With optimized product quality and minimized costs. To assure you sustainable profitability.

Tetra Pak's approach to service is both long-term and proactive. And, you'll find that we have a track record to prove it. Why not get in touch with us today? We'd like to show you how we can put our expertise and experience to work for you.

**Just phone us at 320 485 4401**  
**or send an email to**  
**info.cheese@tetrapak.com**

Tetra Pak,  and PROTECTS WHAT'S GOOD are trademarks belonging to the Tetra Pak Group.



For more information, circle #13 on the Reader Response Card on p. 22

# American-Type Production Tops 4.0 Billion Pounds Despite Decline In West; WI Moves Back Ahead Of CA

American-type cheese production topped 4.0 billion pounds for the first time last year, despite a rare decline in production by the West as a region and a big drop by California.

US production of American-type cheese last year was 4.071 billion pounds, up 5.0 percent, or 194.1 million pounds, from 2007.

That marked the first time production of American-type cheese topped the 4.0 billion pounds, and broke the previous record for production, set in 2006, by almost 159 million pounds.

American-type cheese accounted for 41.0 percent of US cheese production, up from 39.7 percent in 2007 but down from 44.1 percent in 2000, 47.8 percent in 1990 and 59.6 percent in 1980.

There were 197 plants producing American-type cheese in the US last year, three fewer than in 2007.

The West's production of American-type cheese last year totaled 2.063 billion pounds, down 0.8 percent from 2007 but still the third straight year that the West produced more than 2.0 billion pounds of American-type cheese.

Last year was the first year since 2003 that the West's production of

American-type cheese declined.

The West's share of national American-type cheese production last year was 50.7 percent, down from 53.7 percent in 2007 and 52.6 percent in 2006, but up from 43.2 percent in 2000 and 22.2 percent in 1991.

There were 45 plants in the West producing American-type cheese last year, two more than in 2007.

The Central region's 2008 production of American-type cheese was 1.857 billion pounds, up 12.8 percent from 2007.

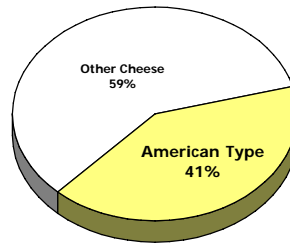
The Central region's share of national production was 45.6 percent, up from 42.5 percent in 2007 and 43.7 percent in 2006 but down from 52.1 percent in 2000 and 72.9 percent in 1991.

There were 106 plants producing American-type cheese in the Central region last year, six fewer than in 2007.

American-type cheese production in the Atlantic region last year totaled 151.4 million pounds, up 1.1 percent from 2007. The Atlantic region's share of American-type cheese production last year was 3.7 percent, down from 3.9 percent in 2007.

There were 46 plants producing American-type cheese in the Atlantic

## American - Type Cheese Production - 2008



State	Output in millions	Percent Change	2008 Share	2007 Share
Wisconsin	822.5 million	6.6%	20.2%	19.9%
California	667.5 million	-16.4%	16.4%	20.6%
Idaho	636.8 million	NA	15.6%	NA
Minnesota	na	na	na	14.5%
Oregon	161 million	46.5%	4.0%	2.8%
Iowa	136.7 million	NA	3.4%	NA
Ohio	14.3 million	-46.1%		
United States	4.071 billion	5.0%	41.0%	39.7%

State	Output	Percent Change	2007 Share	2006 Share
West	2.063 billion	-0.8%	50.7%	53.7%
Central	1.857 billion	12.8%	45.6%	42.5%
Atlantic	151.4 billion	1.1%	3.7%	3.9%

region last year, one more than in 2007.

### Wisconsin Boosts Output, Share, CA Output Falls

After losing its top spot in American-type cheese production to California in 2007, Wisconsin moved back on top last year, thanks to a healthy increase in production coupled with a decline in California's output.

Wisconsin's 2008 production of American-type cheese totaled 822.5 million pounds, up 6.6 percent from 2007 Wisconsin's share of national production was 20.2 percent last year, up from 19.9 percent in 2007 but down from 24.9 percent in 2000, 33 percent in 1990 and 41.8 percent in 1980.

There were 59 plants producing American-type cheese in Wisconsin last year, two fewer than in 2007.

California's production of American-type cheese last year totaled 667.5 million pounds, down 16.4 percent, or almost 131 million pounds, from 2007. California's share of national production was 16.4 percent last year, down from 20.6 percent in 2007 and 17.4 percent in 2000 but up from 10.7 percent in 1990.

There were 19 plants producing American-type cheese in California last year, one more than in 2007.

Idaho's American-type cheese production last year totaled 636.8 mil-

lion pounds, and the state accounted for 15.6 percent of total US output of American-type cheese. NASS didn't publish an American-type cheese production figure for Idaho in 2007.

Minnesota ranked fourth in American-type cheese production in 2007, but NASS didn't publish a production figure for 2008. In 2007, Minnesota produced 561.8 million pounds of American-type cheese, or 14.5 percent of US production.

Oregon's 2008 American-type cheese production totaled 161.0 million pounds, up 46.5 percent from 2007.

Oregon's share of national output was 4.0 percent last year, up from 2.8 percent in 2007.

There were five plants producing American-type cheese in Oregon last year, one more than in 2007.

Iowa's American-type cheese production last year totaled 136.7 million pounds, and the state's share of national output was 3.4 percent. NASS didn't publish a production figure for 2007.

There were seven plants producing American-type cheese in Iowa last year.

Ohio's production of American-type cheese last year was 14.3 million pounds, down 46.1 percent from 2007.

There were five plants producing American-type cheese in Ohio last year, one fewer than in 2007. r

## Yogurt Production Set Another Record In 2008: 3.6 Billion Pounds

United States production of plain and flavored yogurt was a record high 3.6 billion pounds, up 3.5 percent from 2007 and the 11th straight year that yogurt production has set a new record.

USDA's National Agricultural Statistics Service (NASS) has been tracking yogurt production since 1989, when it was 912.4 million pounds. Yogurt output first topped 1.0 billion pounds in 1991, first topped 2.0 billion pounds in 2001 and first topped 3.0 billion pounds in 2005.

There were 110 plants producing

yogurt in the US last year, two more than in 2007.

California is the leading yogurt producer, although 60.1 percent of yogurt (2.2 billion pounds) is produced in states not broken out by NASS. California's yogurt output last year totaled 581.8 million pounds, up 3.9 percent from 2007.

Other yogurt-producing states broken out by NASS, their 2008 yogurt output, and comparisons to 2007 were as follows: Tennessee, 258.1 million pounds, up 33.4 percent; New York, 225.0 million pounds, down 4.1 percent; Utah, 208.9 million pounds, up 48.2 percent; and Wisconsin, 162.8 million pounds, up 10.6 percent. r



**MILLERBERND**  
PROCESS SYSTEMS

*For 75 years, Millerbernd has been committed to innovation and excellence...increasing productivity, quality and profitability for cheese and dairy plants throughout the world by designing, manufacturing and installing:*

- 640 & Barrel Handling Systems
  - Agitating Tanks
- Airlocks and Blower Packages
- Batching & Blending Systems
  - Block Formers
  - CIP Systems
- Conveyor Systems
  - COP Tanks
  - Fine Savers
- Pasteurization & Heat Treatment
  - Pre-Presses
- Process Control & Automation
  - Starter Systems
  - Vacuum Chambers

**Check out our website at [www.millerbernd.com](http://www.millerbernd.com) or give Brad Millerbernd a call at 320.485.2685**

# Cheddar Production Sets New Record; Central Region Posts 10% Increase While West's Declines

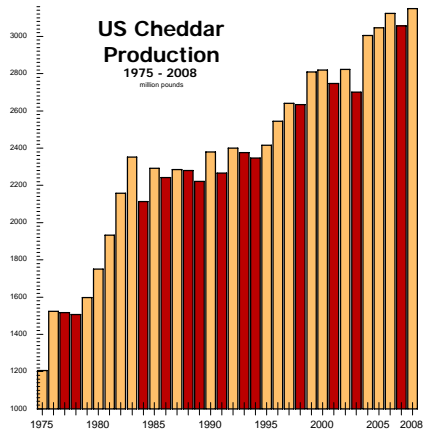
US Cheddar production last year totaled a record high 3.149 billion pounds, up 3.0 percent from 2007.

Cheddar accounted for 31.7 percent of total US cheese production in 2008, up from 31.3 percent in 2007 but down from 34.1 percent in 2000, 39.3 percent in 1990 and 43.9 percent in 1980.

There were 181 plants producing Cheddar in the US last year, five fewer than in 2007.

The Central region topped the West in Cheddar production last year, after trailing the West by over 190 million pounds as recently as 2006.

Last year, the Central's Cheddar production totaled 1.513 billion pounds, up 10.0 percent from 2007. The Central's share of national Cheddar output was 48.0 percent last



year, up from 45.0 percent in 2007 and 44.7 percent in 2006 but down from 52.1 percent in 2000 and 74.3 percent in 1991.

There were 100 plants producing Cheddar in the Central region last year, six fewer than in 2007.

The West's Cheddar production totaled 1.491 billion pounds last year, down 3.1 percent from 2007. The West's share of national Cheddar output was 47.3 percent last year, down from 50.3 percent in 2007 and 50.9 percent in 2006 but up from 40.0 percent in 2000 and 19.8 percent in 1991.

There were 40 plants producing Cheddar in the West last year, one more than in 2007.

Cheddar production in the Atlantic region last year totaled 145.5 million pounds, up 1.1 percent from 2007. The Atlantic's share of US Cheddar output last year was 4.6 percent, down from 4.7 percent in 2007.

There were 41 plants producing Cheddar in the West last year, unchanged from 2007.

## Iowa Posts Major Increase

Wisconsin's Cheddar production last year totaled 645.3 million pounds, up 3.0 percent from 2007 but more than 200 million pounds below the production record of 951.2 million pounds, set in 1983.

Last year, Wisconsin's share of national Cheddar production was

20.5 percent, unchanged from 2007 but down from 25.6 percent in 2000, 32.4 percent in 1990 and 46.3 percent in 1980.

There were 56 plants producing Cheddar in Wisconsin last year, three fewer than in 2007.

Minnesota's 2008 Cheddar production totaled 512.2 million pounds, up fractionally from 2007. Minnesota's share of national Cheddar output last year was 16.3 percent, down from 16.8 percent in 2007, 21.5 percent in 2000, 23.9 percent in 1990 and 19.0 percent in 1980.

There were eight plants producing Cheddar in Minnesota last year, unchanged from 2007.

Idaho's Cheddar production last year totaled 508.4 million pounds, and accounted for 16.1 percent of national Cheddar output. NASS didn't publish a 2007 Cheddar production figure for Idaho.

There were seven plants producing Cheddar in Idaho last year.

California's 2008 Cheddar production totaled 375.1 million pounds, down 20.1 percent from 2007. California's share of national Cheddar output was 11.9 percent last year, down from 15.4 percent in 2007 and 16.4 percent in 2000 but up from 9.6 percent in 1990 and 2.1 percent in 1980.

There were 15 plants producing Cheddar in California last year, unchanged from 2007.

Iowa's Cheddar production last year totaled 101.0 million pounds, up 21.7 percent from 2007 and the state's highest published Cheddar output since 1988, when it was 118 million pounds (NASS didn't publish Iowa's Cheddar production totals for several years over the past three decades).

Iowa's share of US Cheddar production last year was 3.2 percent, up from 2.7 percent in 2007.

There were seven plants producing Cheddar in Iowa last year, unchanged from 2007.

Ohio's 2008 Cheddar production totaled 11.6 million pounds, down 48.0 percent from 2007.

## West Hikes Dominance In Other American Cheeses

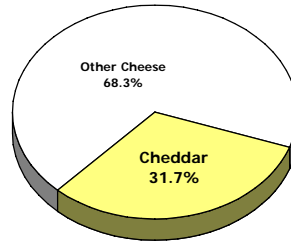
Production of other American cheeses last year totaled 922.2 million pounds, up 12.4 percent from 2007.

These cheeses, which include Colby, Monterey and Jack, accounted for 9.3 percent of US cheese production last year, up from 8.4 percent in 2007 and 8.3 percent in 2006.

There were 129 plant producing other American cheeses in the US last year, five more than in 2007.

The West produced 572.2 million pounds of other American cheeses last year, up 5.4 percent from 2007.

## Cheddar Cheese Production - 2008



State	Output in millions	Percent Change	2008 Share	2007 Share
Wisconsin	645.3 million	3.0%	20.5%	20.5%
Minnesota	512.2 million	0.02%	16.3%	16.8%
Idaho	508.4 million	NA	16.1%	NA
California	375.1 million	-20.1%	11.9%	15.4%
Iowa	101.1 million	21.7%	3.2%	2.7%
Ohio	11.6 million	-48.0%		

State	Output	Percent Change	2008 Share	2007 Share
Central	1.513 billion	10.0%	48.0%	45.0%
West	1.491 billion	-3.1%	47.3%	50.3%
Atlantic	145.5 billion	1.1%	4.6%	4.7%
US TOTAL	3.149 billion	3.0%	31.7%	31.3%

The West's share of national output was 62.1 percent in 2008, down from 66.2 percent in 2007.

There were 31 plants in the West producing other American cheeses last year, three more than in 2007.

Production of other American cheese in the Central region last year totaled 344.1 million pounds, up 26.6 percent from 2007. The Central's share of production of other American cheese was 37.3 percent last year, up from 33.1 percent in 2007.

There were 75 plants in the Central region last year, two more than in 2007.

The Atlantic region's production of other American cheese last year totaled 5.9 million pounds, up 1.0 percent from 2007. There were 23 plants in the Atlantic region producing these cheeses last year, unchanged from 2007.

## California Output Down, WI Up

California's production of other American cheese last year totaled 292.4 million pounds, down 11.1 percent from 2007. California's share of national output last year was 31.7

percent, down from 40.1 percent in 2007.

There were 16 plants producing other American cheese in California last year, one more than in 2007.


Wisconsin's 2008 production of other American cheese totaled 177.2 million pounds, up 22.0 percent from 2007. Wisconsin's share of national output last year was 19.2 percent, up from 17.7 percent in 2007.

There were 49 plants producing other American cheese in Wisconsin last year, four more than in 2007.

Idaho's production of other American cheese last year totaled 128.3 million pounds, or 13.9 percent of total US output. NASS didn't publish a 2007 production figure for Idaho.

No production figure was published for Minnesota; in 2007, the state's output of other American cheese had totaled 49.6 million pounds, or 6.0 percent of the national total.

Iowa's 2008 production of other American cheese totaled 35.7 million pounds; no 2007 production figure was published. There were three plants producing other American cheese in Iowa last year. r



## Evaluating the Quality, Consistency, and End-Usage of Your Cheese Products

- Inventory Financing • Procurement
- Spot Sales • Two Licensed Graders
- Product Evaluation & Sampling

**W**ith two licensed Wisconsin cheese graders on staff, Oshkosh Cheese Sales uniquely offers a wide range of services. Whether it is determining flavor profiles or validating sell dates, the team at Oshkosh Cheese Sales works with you to craft the best piece of cheese and maximize its value.

**Oshkosh Cheese Sales**  
1-800-458-0146  
(920) 231-0610 • Fax (920) 231-9441  
www.oshkoshcheese.com • info@oshkoshcheese.com

For more information, circle #15 on the Reader Response Card on p. 22

# Swiss, Cream Cheese Production Fall; Hispanic Cheese Output Keeps Growing; Muenster Sets Record

US production of all cheeses that fall outside the American-type and Italian-type cheese categories totaled 1.705 billion pounds last year, up 0.3 percent from 2007.

These cheese varieties accounted for 17.2 percent of 2008 cheese production, down from 17.4 percent in 2007.

Cream and Neufchatel cheese production last year totaled 763.7 million pounds, down 1.2 percent from 2007's record-high output. Cream and Neufchatel accounted for 7.7 percent of total US cheese output last year, down from 7.9 percent in 2007.

Swiss cheese production last year totaled 307.8 million pounds, down 1.9 percent from 2008. Swiss production has now declined two years in a row after reaching a record high 314.5 million pounds in 2006.

Last year, Swiss cheese accounted for 3.1 percent of US cheese output, down from 3.2 percent in 2007.

There were 52 plants producing Swiss cheese in the US last year, unchanged from 2007.

The Central region continues to produce about three-quarters of the Swiss cheese produced in the US every year. Last year, the Central's Swiss cheese output totaled 229.3 million pounds, down 2.1 percent from 2007. The Central's share of national output was 74.5 percent last year, down from 74.7 percent in 2007.

There were 32 plants producing Swiss cheese in the Central region last year, unchanged from 2007.

Swiss cheese production in the West last year totaled 69.4 million pounds, down 1.1 percent from 2007. The West last year accounted for 22.5 percent of US Swiss cheese output, up from 22.4 percent in 2007.

There were six plants in the West producing Swiss cheese last year, unchanged from 2007.

The Atlantic region's 2008 Swiss cheese production totaled 9.1 million pounds, down 1.8 percent from 2007. The Atlantic accounted for 3.0 percent of US Swiss cheese output last year, unchanged from 2007.

There were 14 plants producing Swiss cheese in the Atlantic region last year, unchanged from 2007.

## Ohio Maintains Swiss Lead

Ohio remains the nation's leading producer of Swiss cheese. Last year, Ohio's Swiss cheese output totaled 132.0 million pounds, down 0.3 percent from 2007.

Ohio last year accounted for 42.9 percent of US Swiss output, up from 42.2 percent in 2007.

There were 11 plants producing Swiss cheese in Ohio last year, unchanged from 2007.

Pennsylvania's 2008 Swiss cheese production totaled 9.0 million pounds,

down 1.8 percent from 2007. There were six plants producing Swiss cheese in Pennsylvania last year, two fewer than in 2007.

Utah's Swiss cheese output was also reported in 2007, when it totaled 39.8 million pounds, but no total for Utah was reported for 2008.

## Another Record For Hispanic Cheese Production

Hispanic cheese production last year totaled a record high 193.2 million pounds, up 1.4 percent from 2007.

USDA's National Ag Statistics Service (NASS) has been tracking Hispanic cheese production since 1996, when it totaled 67.4 million pounds. Hispanic cheese output has increased every year since then.

Hispanic cheese accounted for 1.9 percent of US cheese production last year, unchanged from 2007. There were 50 plants producing Hispanic cheese in the US last year, two more than in 2007.

California's Hispanic cheese production totaled 109.1 million pounds, up 0.3 percent from 2007. California last year accounted for 56.4 percent of US Hispanic cheese output, down from 57.1 percent in 2007.

There were 12 plants producing Hispanic cheese in California last year, three more than in 2007.

Wisconsin's Hispanic cheese production last year totaled 50.4 million pounds, up 1.0 percent from 2007. Wisconsin's share of national output was 26.1 percent, down from 26.2 percent in 2007.

There were 18 plants producing Hispanic cheese in Wisconsin last year, unchanged from 2007.

## Muenster Output Sets Record; Brick Limburger Output Falls

US production of Muenster last year totaled a record high 118.3 million pounds, up 14.2 percent from 2007.

The previous record for Muenster production, 117.5 million pounds, had been set back in 1993. After that, Muenster output had declined almost every year to a recent low of 72.8 million pounds in 2004.

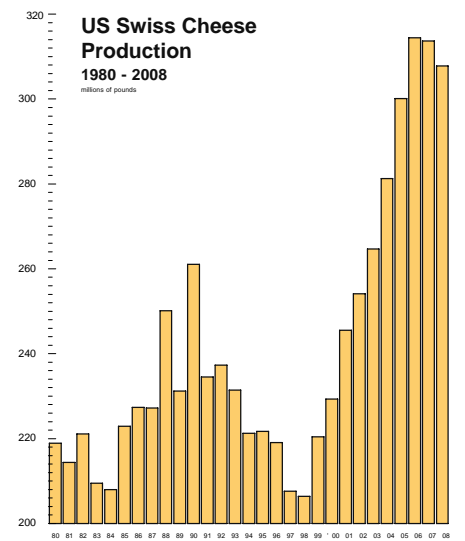
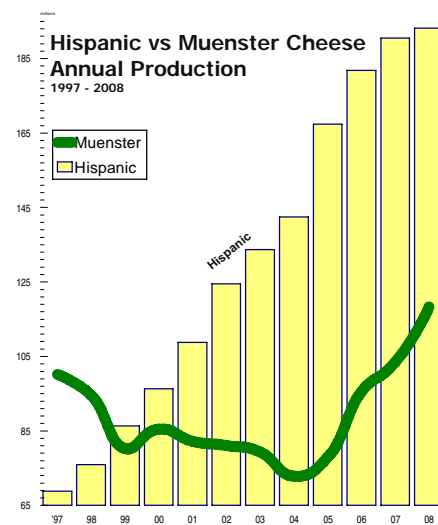
There were 40 plants producing Muenster in the US last year, five more than in 2007.

Wisconsin's 2008 Muenster production totaled 48.0 million pounds, up 19.0 percent from 2007. Wisconsin accounted for 40.5 percent of US Muenster output last year, up from 38.9 percent in 2007.

There were 23 plants producing Muenster in Wisconsin last year, three more than in 2007.

US production of Brick cheese last year totaled 6.7 million pounds, down 9.7 percent from 2007.

Limburger output in 2008 totaled 644,000 pounds, down 13.4 percent from 2007.



Production of all other types of cheese in the US last year totaled 314.8 million pounds, up 0.9 percent from 2007. There were 188 plants producing all other types of cheese in the US last year, 11 more than in 2007.

## Processed Cheese Output Rises, Cold Pack Declines

US production of processed cheeses and combinations totaled 2.191 billion pounds last year, down 4.2 percent from 2007.

There were 49 plants producing processed cheeses and combinations in the US last year, one fewer than in 2007.

Production of processed cheese in 2008 totaled 1.287 billion pounds,

up 1.5 percent from 2007. There were 28 plants producing processed cheese in the US last year, one more than in 2007.

Processed cheese foods and spreads production last year totaled 875.6 million pounds, down 10.2 percent from 2007. There were 29 plants producing processed cheese foods and spreads in the US last year, two fewer than in 2007.

Cold pack cheese and cheese food production totaled 28.5 million pounds last year, down 34.8 percent from 2007 and the lowest production level since 2001.

There were 15 plants producing cold pack cheese and cheese foods in the US last year, unchanged from 2007. r

# LYSOLAC

Safely and naturally protecting your cheese.

How can you afford to lose?

2¢ per lb saves your \$5 per lb investment.



**Lysozyme: Nature's Antimicrobial, stops late-blowing from Clostridia.**

ORDER ONLINE TODAY  
[www.lysolac.com](http://www.lysolac.com)

bioseutica usa, inc

call 1.877.785.8421

## West Output Falls

Continued from p. 9

year's production decline was the first ever for California. The state's cheese production grew every year from 1970, the first year listed by NASS, when output was just 17.5 million pounds, through 2007, when production reached a record 2.287 billion pounds.

California's share of national cheese production last year was 21.3 percent, down from 23.4 percent in 2007 and 23.2 percent in 2006, but up from 18.1 percent in 2000, 13.8 percent in 1995, 11.6 percent in 1990 and 4.6 percent in 1980.

There were 57 plants producing cheese in California last year, three fewer than in 2007.

### Idaho-New York Gap Widens

Last year, Idaho solidified its hold on the number three ranking in US cheese production and saw the gap between its output and New York's production increase, although it's still not as wide as it was in 2006.

Idaho's production last year was a record high 805.3 million pounds, up 2.1 percent from 2007 and the second time in three years that the state's output has topped 800 million pounds (the first time was in 2006). Idaho's share of national production last year was 8.1 percent, unchanged from

2007, down from 8.4 percent in 2006, but up from 7.1 percent in 2000 and 2.9 percent in 1990.

There were 11 plants producing cheese in Idaho last year, unchanged from 2007.

New York's 2008 cheese production totaled 716.0 million pounds, down 3.0 percent from 2007, when the state's output reached a record high.

Thus, the gap between Idaho and New York cheese production last year was 89.3 million pounds, up from 51.1 million pounds in 2007 but down from 104.8 million pounds in 2006.

New York's share of national cheese production last year was 7.2 percent, down from 7.5 percent in 2007, 7.3 percent in 2006, 8.8 percent in 2000.

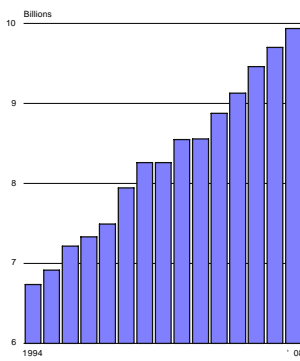
There were 58 plants producing cheese in New York last year, unchanged from 2007.

### Minnesota Widens Production Lead Over New Mexico

Minnesota continues to rank fifth in cheese production, and in fact last year it posted the largest percentage increase in production among the top five states.

Minnesota's 2008 cheese production totaled 641.7 million pounds, up 5.1 percent from 2007 and the state's highest cheese output since

## Total US Cheese Production - 2008



State	Output in millions	Percent Change	2008 Share	2007 Share
Wisconsin	2,524	2.5%	25.4%	25.2%
California	2,113	-7.6%	21.3%	23.4%
Idaho	805.3	2.1%	8.1%	8.1%
New York	716	-3.0%	7.2%	7.5%
Minnesota	641.7	5.1%	6.5%	6.2%
New Mexico	602.9	0.1%	6.1%	6.2%
Pennsylvania	402.1	2.1%	4.0%	4.0%
South Dakota	230.2	10.0%	2.3%	2.1%
Ohio	182.1	-6.3%	1.8%	2.0%
Iowa	167.5	13.7%	1.7%	1.5%
Vermont	149.3	-4.0%	1.5%	1.6%
Utah	108.5	4.2%	1.1%	1.1%
Illinois	70.6	-8.0%		
New Jersey	30.5			

State	Output	Percent Change	2008 Share	2007 Share
Central	4.352 billion	6.6%	43.8%	41.7%
West	4.194 billion	-2%	42.2%	43.8%
Atlantic	1.388 billion	-1.8%	14%	14.5%
US TOTAL	9.935 billion	1.6%		

2000, when production was a record high 693.1 million pounds.

Minnesota's share of national cheese production last year was 6.5 percent, up from 6.2 percent in 2007 but down from 6.6 percent in 2006 and 8.4 percent in 2000.

There were 12 plants producing cheese in Minnesota last year, unchanged from 2007.

New Mexico's 2008 cheese production totaled a record high 602.9 million pounds, up 0.1 percent from 2007. Thus, the gap between cheese production in Minnesota and New Mexico grew from just 8.0 million pounds in 2007 to 38.9 million pounds last year.

New Mexico's share of US cheese production last year was 6.1 percent, down from 6.2 percent in 2007.

There were four plants producing cheese in New Mexico last year, one fewer than in 2007.

Pennsylvania's 2008 cheese production totaled a record high 402.1 million pounds, up 2.1 percent from 2007. Pennsylvania's share of national cheese last year was 4.0 percent, unchanged from 2007. There were 34 plants producing cheese last year, one more than in 2007.

### South Dakota, Iowa Post Double-Digit Percentage Increases

South Dakota's cheese production last year was a record high 230.2 million pounds, up 10.0 percent from 2007 and the fifth straight year that South Dakota has set a new cheese production record.

South Dakota's share of national cheese production last year was 2.3 percent, up from 2.1 percent in 2007.

There were six plants producing cheese in South Dakota last year, unchanged from 2007.

Ohio's 2008 cheese production totaled 182.1 million pounds, down 6.3 percent from 2007. Ohio's share of national cheese output fell from 2.0 percent in 2007 to 1.8 percent last year. There were 15 plants producing cheese last year.

Iowa's 2008 cheese production totaled 167.5 million pounds, up 13.7

percent from 2007 and the largest percentage increase among all states broken out by NASS. Iowa's cheese output last year was at its highest level since 2002, when it was 263.0 million pounds.

Iowa's share of national cheese production last year was 1.7 percent, up from 1.5 percent in 2007. There were 10 plants in Iowa last year, unchanged from 2007.

Vermont's cheese output last year totaled 149.3 million pounds, down 4.0 percent. There were 13 plants producing cheese in Vermont last year, two more than in 2007.

Utah's 2008 cheese production totaled a record high 108.5 million pounds, up 4.2 percent from 2007. There were nine plants producing cheese in Utah last year, unchanged from 2007.

Production in Illinois last year totaled 70.6 million pounds, down 8.0 percent from 2007. There were 10 plants producing cheese in Illinois last year, one fewer than in 2007.

### New Jersey Rejoins State List

Finally, NASS has added New Jersey to the list of states reporting annual cheese production. Last year marked the first time a cheese production figure was reported for New Jersey since 1997.

New Jersey's 2008 cheese output totaled 30.5 million pounds, which is down about 11.4 million pounds from 1997, when a production total was last reported for New Jersey.

There were four plants producing cheese in New Jersey last year, one fewer than in 1997.

The addition to the annual production list is the second straight year that a state has rejoined the list. Last year's report included Vermont for the first time since the 1990s.

Thus, there are now 14 states broken out for total cheese production in the *Dairy Products 2008 Summary*, up from 12 states in the 2006 Summary, but unchanged from the 2002 Summary, when the 14 states included Missouri and Washington but not Vermont and New Jersey. r



## APT Equipment

**Advanced performance, advanced yield and advanced profits.**  
That's APT's Advanced Cheese Vat (ACV).

Developed to increase efficiencies and performance, the ACV provides reduced curd damage and minimal fat loss.

Unique, the patent pending rennet inject manifold provides uniform rennet mixing that enhances milk fat retention.

The patent pending adjustable agitator seal reduces maintenance, while providing maximum cleaning performance.



APT engineers created the first 3 panel shaft that is now an industry standard.



I-877-230-5060 [www.apr-inc.com](http://www.apr-inc.com)  
 Fax 320.286.3055 e-mail [apr@apr-inc.com](mailto:apr@apr-inc.com)  
 Tel 320.286.5060 Cokato, MN